

Children in Care and Care Leavers' 'Have Your Say' Survey 2011

Summary of findings

presented by the Nottingham Children in Care Council


Responses

714 questionnaires sent out
134 usable returns (including online returns)
18.8% response rate
68 females (50.7%) and 66 males (49.3%)

Age Band	No of respondents	Percentage
Under 11	38	28%
11 to 15	49	37%
15+	47	35%


Ethnicity	No of respondents	Percentage
White British	90	67.2%
Any other ethnic group	13	9.7%
Mixed - White & Black Caribbean	8	6.0%
White - Any other White background	6	4.5%

- The questions in the survey were linked to the Children in Care & Care Leavers' Charter
- The responses give us an idea of how Children in Care and Care Leavers think Nottingham City Council is performing as a Corporate Parent
- We have used the Red-Amber-Green traffic light system to identify things that are working well, things that need to improve and things where there is a problem that needs to be sorted out
- All percentages used in the following slides are calculated from the total number of survey responses



Charter commitment: we will treat all our children and young people with respect and with regard to their age and understanding

- 88.5% felt that their social workers treated them with respect and 96.8% for the carers




Charter commitment: we will keep our children and young people safe and well by:

Seeing that they have the right place to live as quickly as possible

- 86.6% felt that 'where they are living is the right care place for them'
- 41.8% said that the waiting time for their current care places was less than one month


Making sure that this home is stable and keeps them safe

- 97% felt safe where they lived; 94.8% felt safe at school and 96.8% felt safe in their neighbourhood




Charter commitment: we will give our children and young people enough time and help to understand (and be happy) with their circumstances

- 77.5% felt that their social workers had enough time for them. However, this also means almost 1 in 4 (22.5%) felt that their social workers did not have time for them
- 95.2% felt that their carers had enough time for them



Charter commitment: we will listen to our children and young people and involve them in planning for their care


- 91.6% felt that their social workers listened to what they said, with 97.7% for their carers and 94.6% for their designated teachers
- 87.9% felt their opinions were heard and did make a difference to decisions made in their lives
- Only 65.7% attended their Looked After Review
- 85.7% felt that 'they always give their opinions in their looked after review' and 84.1% felt that 'they get help in preparing for their Looked After Review'



Charter commitment: we will keep our children and young people safe and well by:

Giving them the right support to be as healthy as possible:


- 41.6% worried about their lives (all the time or often)
- 97% generally felt healthy (all the time or often)



Charter commitment: we will help them to achieve at school and elsewhere to the very best of their ability (part 1)

We asked children and young people how well (they feel) they are doing at school:

I am doing very well	36.6%
I am doing well	18.7%
I am doing OK	22.4%
I am not doing well	3.7%
I am not doing very well	0.7%
I do not go to school	18.0%



Charter commitment: we will help them to achieve at school and elsewhere to the very best of their ability (part 2)

- However, for those who were at school age, 24.1% did not know about their Personal Education Plan
- 23.8% were not happy with their Personal Education Plan. 36.1% of them felt that they were not involved in drawing up their Personal Education Plan
- 68.6% of them felt that they would do better with more help

Charter commitment: we promise to do all we can to prevent such changes unless they are absolutely necessary to keep the child or young person safe and well

•We asked children and young people if they have had change of home, carer, social worker or school in the past 12 months:

Social Worker	44.0%
Home	33.6%
Carer	24.6%
School	18.7%
No changes	26.9%

•For those who have had a change, 60.9% felt the help they received to cope with the change was very good or good, with 23% rating OK for the help they received

Charter commitment: we will help our children and young people to plan for and achieve a successful journey into independent adulthood (part 1)

•1 in 4 of young people who took part (aged 15 or over) was very unhappy or unhappy with 'the help and support they are getting to plan for their future'.

•They have had the basic skills to become independent (cleaning, cooking, ironing and washing clothes) but would like help with preparing for work, further education and employment to move on their lives.

Charter commitment: we will help our children and young people to plan for and achieve a successful journey into independent adulthood (part 2)

I would like help to	
Budget my money	44%
Write a curriculum vitae (CV)	54%
Prepare for an interview	47%
Find information about a job	53%
Apply for higher education	46%
Choose subjects for higher education	44%

Charter commitment: we will make sure they know about the advocacy and complaints services in case they want help to have their views heard or are unhappy with us

- More than half (53.5%) did not know about the advocacy service and 39.4% did not know about the complaints service

- We asked children and young people who they would talk to if there was a problem with their social workers or carers. Top three answers were:

My Carer	64.3%
My Social Worker	49.6%
My school	40.3%

Overall rating - HEADLINE

- 79% were very happy or happy with the way Nottingham City Council takes care of them
- Further investigation using the unique number of those that were unhappy or very unhappy currently taking place